

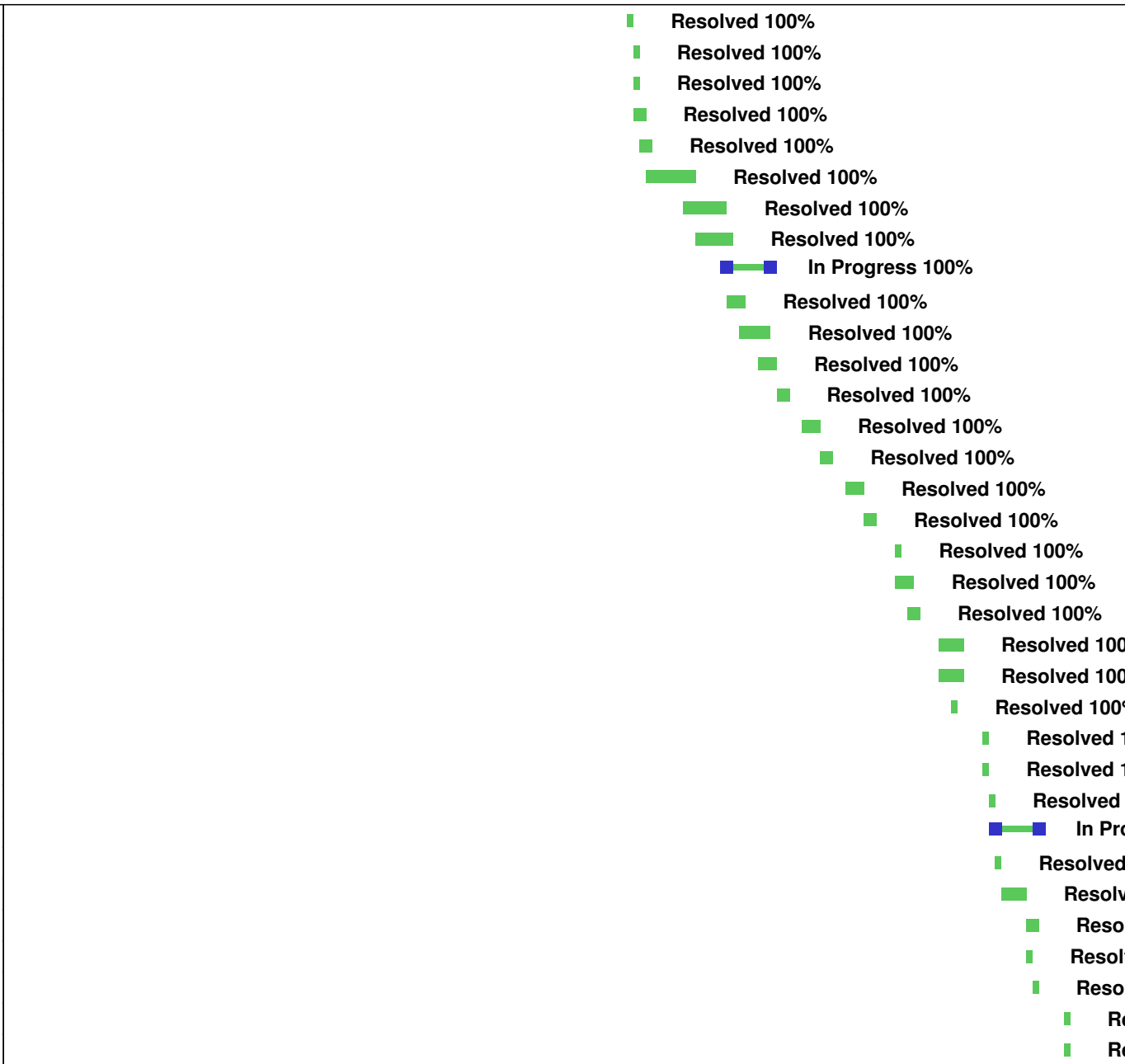
JUICE-SCM/Ground Segment







	2022-12				2023-1				2023-2				2023-3				2023-4				2023-5			
	49	50	51	52	1	2	3	4	5	6	7	8	9	10	11	12	13	14	15	16	17	18	19	20
LPP																								
INSTRU																								
JUICE-SCM/Ground Segment																								
Documenter le code MMS/SCM avec (...)																								
Formatage des commentaires (...)																								
MàJ du document Ground Segment (...)																								
Adapter le code IDL d'MMS/SCM à (...)																								
Première version calibration python																								
Create Kernel in python																								
Bessel filter																								
DFB filter																								
Antenna response function																								
Bandpass filter																								
Extract and export cdf file (...)																								
Discover units test python (...)																								
Unit test Bessel filter																								
Unit test DFB																								
Unit test Antenna filter																								
Create unit test for (...)																								
Reorganise the code to have (...)																								
Create the complete Kernel																								
Create the kernel_creation (...)																								
Unit test kernel_creation																								
Full code documentation																								
Create deconvo_vec function (...)																								
Check real/imag parts																								
Shift kernel																								
Hanning window creation																								

JUICE-5

New 99

Coscub window creation
 Gaussian window creation
 Trapezoid window creation
 Unit test deconvo vec (...)
 Correct the documentation (...)
 deconvo_vec convolution part
 Implement graphical comparison (...)
 Implement blk_con IDL function
 Create Calibrate CDF function
 Implement the blocks (...)
 Implement the cdf writing (...)
 Implement function that compare (...)
 General class to compare waveforms, (...)
 Obtain good result in the (...)
 Implementation of ConfigHandler (...)
 Implement function that compute (...)
 Implement a simple spectrogram (...)
 Create function that plot (...)
 Create Function that compare (...)
 Find why the computed spectrum (...)
 Make documentation of all (...)
 Reorganise and simplify spectra (...)
 Investigate why results are (...)
 Spectra densities computation
 Spectra densities plot and (...)
 Completely change ConfigHandler (...)
 ConfigHandler modularity implementation
 Global attributes and (...)
 default / current / limits (...)
 Make class for deduce (...)
 kernel_creation.py reworked (...)
 Implement system of class (...)
 Spectra powers computation
 Spectra powers plot / comparison



Quicklook computation / plot			Resolved 100%
Config Handler and config (...)			Resolved 100%
Modularisation of calibrate (...)			Resolved 100%
Create functional Diagram (...)			Resolved 100%
Sphinx documentation with (...)	Resolved 100%		
Sphinx documentation with (...)	Resolved 100%		
Sphinx documentation with (...)	Resolved 100%		
Rewrite the readme with a (...)	Resolved 100%		
Add freq samp deducing function (...)	Resolved 100%		
Reorganise functions (kernel (...)	Resolved 100%		
Adapt the code to use SCHB (...)	Resolved 100%		
Adapt the code to have correct (...)	Resolved 100%		
Add documentation on all code (...)	Resolved 100%		
Make correct and complete (...)	Resolved 100%		
Resolve problems with epochs	Resolved 100%		
Create script with inline (...)	Resolved 100%		
Modify config handler (config (...)	Resolved 100%		
Make inline arguments gestion (...)	Resolved 100%		
Resolve plenty of problems (...)	Resolved 100%		
Implement a first bash script, (...)	Resolved 100%		
Resolve problems with venv (...)	Resolved 100%		
Make the cdf data extraction (...)	Resolved 100%		
Adapt the matlab code for (...)	Resolved 100%		
Produce a waveform plot of (...)	Resolved 100%		
Take the python code of David (...)	Resolved 100%		
Resolve the problem with epochs (...)	Resolved 100%		
Create generic log printer (...)	Resolved 100%		
Add systematical logs for (...)	Resolved 100%		
Modify the extract data/ epoch (...)	Resolved 100%		
Reorganisation of kernel construction	Resolved 100%		
Add systematical logs for (...)	Resolved 100%		
Create and improve the scripts (...)	Resolved 100%		
Fourier transform (and inverse (...)			Resolved 100%
Write installation notice			Resolved 100%

Analyse fichiers L1A JUICE	Resolved 100%
Create interactive version of quicklook, (...)	In Progress 100%
Find proper tools and solutions (...)	Resolved 100%
Find proper solution for zoom (...)	Resolved 100%
Create a version of quicklook (...)	Resolved 100%
Fusion the static and interactive (...)	Resolved 100%
Modify the visuals of interactive (...)	Resolved 100%
Modify deeply the code organisation (...)	Resolved 100%
Improve and resolve problems (...)	Resolved 100%
Add buttons to change the (...)	Resolved 100%
Adapt the calibration / evaluation (...)	Resolved 100%
Start the rework of documentation	Resolved 100%
Reorganise and document the display (...)	Resolved 100%
Code reorganisation to have scripts (...)	Resolved 100%
Lot of new sh and python scripts (...)	Resolved 100%
Juice files first calibration	Resolved 100%
JUICE quicklook analysis	Resolved 100%
Code Analysis / Investigation / (...)	Resolved 100%
The problem with JUICE results (...)	Resolved 100%
Research with laurent about the (...)	Resolved 100%
Make all the variables of input (...)	Resolved 100%
Make the script able to specify (...)	Resolved 100%
register all remaining taks written (...)	Resolved 100%
Debug/resolution of some little (...)	Resolved 100%
Documentation debugging	Resolved 100%
Create script for documentation (...)	Resolved 100%
Documentation complete add and (...)	Resolved 100%
New tries concerning the differences (...)	Resolved 100%
First version of a "time extract" (...)	Resolved 100%
Finish complete time extract method	Resolved 100%
implement system to check the version (...)	Resolved 100%
Create 'file name' used in plot (...)	Resolved 100%
Make the 'file name' in the plot (...)	Resolved 100%
Create a sh script that use time (...)	Resolved 100%

Modify the extract argvs and env (...)	Resolved 100%
Modify the extract_cdf methods (...)	Resolved 100%
Make all the python and sh scripts (...)	Resolved 100%
Create a GUI for selection of a (...)	Resolved 100%
Find the problem of difference (...)	Resolved 100%
Make the GUI able to select what (...)	Resolved 100%
Advances in the comparison between (...)	Resolved 100%
Reorganisation of the python scripts (...)	Resolved 100%
Make the GUI a general tool, replacing (...)	Resolved 100%
Update documentation for time/solo (...)	Resolved 100%
Add a check if we don't find cdfs (...)	Resolved 100%
Find the cdfs with temperature (...)	Resolved 100%
Modify the data extraction method (...)	Resolved 100%
Modify the evaluation part (creation (...)	Resolved 100%
Improvements and bug resolve for (...)	Resolved 100%
Professional training about the (...)	Resolved 100%
Change the code from pyenv environnement (...)	Resolved 100%
Software exploration for documentation (...)	Resolved 100%
Documentation improvements following (...)	Resolved 100%
Documentation update, especially (...)	Resolved 100%
Bug solving for spectrum computation (...)	Resolved 100%
Gathering and analysis of all remaining (...)	Resolved 100%
Discovering of the Ruff linter (...)	Resolved 100%
Creation of a ruff pre commit hook	Resolved 100%
Add documentation handle in pre (...)	Resolved 100%
Discover of pytest and add to pre (...)	Resolved 100%
Add multiple pytests (init, extract, (...)	Resolved 100%
Add a system that allows to handle (...)	Resolved 100%
Research for a method to easily (...)	Resolved 100%
Creation of a visual documentation (...)	In Progress 100%
Make the writing and initialization (...)	Resolved 100%
Create pdf user documentation (Three (...)	Resolved 100%
Test the different SID, gather (...)	Resolved 100%
Update sphinx documentation for (...)	Resolved 100%

Modify the code to be coherent (...)	Resolved 100%
Bug with MMS files now that the (...)	Resolved 100%
Add of some modularisation in parameters	Resolved 100%
Creation of a table documenting (...)	Resolved 100%
Improve and simplify some parameters (...)	Resolved 100%
Clean and simplify the config files	Resolved 100%
Change the way the datetimes are (...)	Resolved 100%
Find how to force the documentation (...)	Resolved 100%
Improve the GUI by adding a embedded (...)	Resolved 100%
Develop a little code that for (...)	Resolved 100%
Generate a directory with quicklooks (...)	Resolved 100%
Resolve the problem concerning (...)	Resolved 100%
Resolve the problem concerning (...)	Resolved 100%
Research to find a standardisation (...)	Resolved 100%
Implement a logging code levels (...)	Resolved 100%
Reshape the write log part, with (...)	Resolved 100%
Search different support data (temperatures, (...)	Resolved 100%
Test the extract of temperatures (...)	Resolved 100%
major change : all the extracted (...)	Resolved 100%
Complete reshape of the method (...)	Resolved 100%
Add the temperature waveform to (...)	Resolved 100%
Create new file prepare_data_for_plot (...)	Resolved 100%
Produce and test the creation of (...)	Resolved 100%
Meeting with Alessandro on the (...)	Resolved 100%
Resolve massive problem of performance (...)	Resolved 100%
Benchmarking of the code execution (...)	Resolved 100%
Annual Report writing	Resolved 100%