

INSTRU

| | 2024-3 | | | | 2024-4 | | | | 2024-5 | | | | 2024-6 | | | | 2024-7 | | | | 2024-8 | | | | | | | |
|--|--|----|----|----|--------|----|----|----|--------|----|----|----|--------|----|----|----|--------|----|----|----|--------|----|----|----|----|----|--|--|
| | 10 | 11 | 12 | 13 | 14 | 15 | 16 | 17 | 18 | 19 | 20 | 21 | 22 | 23 | 24 | 25 | 26 | 27 | 28 | 29 | 30 | 31 | 32 | 33 | 34 | 35 | | |
| LPP | | | | | | | | | | | | | | | | | | | | | | | | | | | | |
| INSTRU | | | | | | | | | | | | | | | | | | | | | | | | | | | | |
| BTS SNIR Eiffel Dijon | | | | | | | | | | | | | | | | | | | | | | | | | | | | |
| led_panel_prof | | | | | | | | | | | | | | | | | | | | | | | | | | | | |
| Analyse du cahier des charges | | | | | | | | | | | | | | | | | | | | | | | | | | | | |
| Liste du matériel/logiciel | | | | | | | | | | | | | | | | | | | | | | | | | | | | |
| Répartition des tâches | | | | | | | | | | | | | | | | | | | | | | | | | | | | |
| Helioswarm-SCM | | | | | | | | | | | | | | | | | | | | | | | | | | | | |
| Réunion Technique LPP/LPC2E Discussion (...) | | | | | | | | | | | | | | | | | | | | | | | | | | | | |
| EGSE Meeting #2 | | | | | | | | | | | | | | | | | | | | | | | | | | | | |
| Points hebdomadaires 28/07/2023 | | | | | | | | | | | | | | | | | | | | | | | | | | | | |
| Helioswarm-SCM - BBM | | | | | | | | | | | | | | | | | | | | | | | | | | | | |
| BBM | | | | | | | | | | | | | | | | | | | | | | | | | | | | |
| Electronics BBM | | | | | | | | | | | | | | | | | | | | | | | | | | | | |
| Validate BBM board(s) | | | | | | | | | | | | | | | | | | | | | | | | | | | | |
| JUICE-SCM/Ground Segment | | | | | | | | | | | | | | | | | | | | | | | | | | | | |
| Documenter le code MMS/SCM avec (...) | | | | | | | | | | | | | | | | | | | | | | | | | | | | |
| Formatage des commentaires (...) | | | | | | | | | | | | | | | | | | | | | | | | | | | | |
| MàJ du document Ground Segment (...) | | | | | | | | | | | | | | | | | | | | | | | | | | | | |
| Adapter le code IDL d'MMS/SCM à (...) | | | | | | | | | | | | | | | | | | | | | | | | | | | | |
| Première version calibration python | | | | | | | | | | | | | | | | | | | | | | | | | | | | |
| Create Kernel in python | | | | | | | | | | | | | | | | | | | | | | | | | | | | |
| Bessel filter | | | | | | | | | | | | | | | | | | | | | | | | | | | | |
| DFB filter | | | | | | | | | | | | | | | | | | | | | | | | | | | | |
| Antenna response function | | | | | | | | | | | | | | | | | | | | | | | | | | | | |
| Bandpass filter | | | | | | | | | | | | | | | | | | | | | | | | | | | | |
| Extract and export cdf file (...) | | | | | | | | | | | | | | | | | | | | | | | | | | | | |
| Discover units test python (...) | | | | | | | | | | | | | | | | | | | | | | | | | | | | |
| | <div style="display: flex; align-items: center;"> <div style="width: 50%; border-bottom: 1px solid gray; margin-right: 5px;"></div> <div style="width: 5px; height: 5px; background-color: blue; margin-right: 5px;"></div> <div>JUICE-SCM/Ground Segment</div> </div> | | | | | | | | | | | | | | | | | | | | | | | | | | | |







| | |
|---|------------------|
| Unit test Bessel filter | Resolved 100% |
| Unit test DFB | Resolved 100% |
| Unit test Antenna filter | Resolved 100% |
| Create unit test for (...) | Resolved 100% |
| Reorganise the code to have (...) | Resolved 100% |
| Create the complete Kernel | Resolved 100% |
| Create the kernel_creation (...) | Resolved 100% |
| Unit test kernel_creation | Resolved 100% |
| Full code documentation | Resolved 100% |
| Create deconvo_vec function (...) | Resolved 100% |
| Check real/imag parts | Resolved 100% |
| Shift kernel | Resolved 100% |
| Hanning window creation | Resolved 100% |
| Coscub window creation | Resolved 100% |
| Gaussian window creation | Resolved 100% |
| Trapezoid window creation | Resolved 100% |
| Unit test deconvo vec (...) | Resolved 100% |
| Correct the documentation (...) | Resolved 100% |
| deconvo_vec convolution part | Resolved 100% |
| Implement graphical comparison (...) | Resolved 100% |
| Implement blk_con IDL function | Resolved 100% |
| Create Calibrate CDF function | In Progress 100% |
| Implement the blocks (...) | Resolved 100% |
| Implement the cdf writing (...) | Resolved 100% |
| Implement function that compare (...) | Resolved 100% |
| General class to compare waveforms, (...) | Resolved 100% |
| Obtain good result in the (...) | Resolved 100% |
| Implementation of ConfigHandler (...) | Resolved 100% |
| Implement function that compute (...) | Resolved 100% |
| Implement a simple spectrogram (...) | Resolved 100% |
| Create function that plot (...) | Resolved 100% |
| Create Function that compare (...) | Resolved 100% |
| Find why the computed spectrum (...) | Resolved 100% |
| Make documentation of all (...) | Resolved 100% |

| | |
|---|------------------|
| Reorganise and simplify spectra (...) | Resolved 100% |
| Investigate why results are (...) | Resolved 100% |
| Spectra densities computation | Resolved 100% |
| Spectra densities plot and (...) | Resolved 100% |
| Completely change ConfigHandler (...) | Resolved 100% |
| ConfigHandler modularity implementation | In Progress 100% |
| Global attributes and (...) | Resolved 100% |
| default / current / limits (...) | Resolved 100% |
| Make class for deduce (...) | Resolved 100% |
| kernel_creation.py reworked (...) | Resolved 100% |
| Implement system of class (...) | Resolved 100% |
| Spectra powers computation | Resolved 100% |
| Spectra powers plot / comparison | Resolved 100% |
| Quicklook computation / plot | Resolved 100% |
| Config Handler and config (...) | Resolved 100% |
| Modularisation of calibrate (...) | Resolved 100% |
| Create functional Diagram (...) | Resolved 100% |
| Sphinx documentation with (...) | Resolved 100% |
| Sphinx documentation with (...) | Resolved 100% |
| Sphinx documentation with (...) | Resolved 100% |
| Rewrite the readme with a (...) | Resolved 100% |
| Add freq samp deducing function (...) | Resolved 100% |
| Reorganise functions (kernel (...) | Resolved 100% |
| Adapt the code to use SCHB (...) | Resolved 100% |
| Adapt the code to have correct (...) | Resolved 100% |
| Add documentation on all code (...) | Resolved 100% |
| Make correct and complete (...) | Resolved 100% |
| Resolve problems with epochs | Resolved 100% |
| Create script with inline (...) | Resolved 100% |
| Modify config handler (config (...) | Resolved 100% |
| Make inline arguments gestion (...) | Resolved 100% |
| Resolve plenty of problems (...) | Resolved 100% |
| Implement a first bash script, (...) | Resolved 100% |
| Resolve problems with venv (...) | Resolved 100% |

| | |
|---|-------------------------|
| Make the cdf data extraction (...) | Resolved 100% |
| Adapt the matlab code for (...) | Resolved 100% |
| Produce a waveform plot of (...) | Resolved 100% |
| Take the python code of David (...) | Resolved 100% |
| Resolve the problem with epochs (...) | Resolved 100% |
| Create generic log printer (...) | Resolved 100% |
| Add systematical logs for (...) | Resolved 100% |
| Modify the extract data/ epoch (...) | Resolved 100% |
| Reorganisation of kernel construction | Resolved 100% |
| Add systematical logs for (...) | Resolved 100% |
| Create and improve the scripts (...) | Resolved 100% |
| Fourier transform (and inverse (...) | Resolved 100% |
| Write installation notice | Resolved 100% |
| Analyse fichiers L1A JUICE | Resolved 100% |
| Create interactive version of quicklook, (...) | In Progress 100% |
| Find proper tools and solutions (...) | Resolved 100% |
| Find proper solution for zoom (...) | Resolved 100% |
| Create a version of quicklook (...) | Resolved 100% |
| Fusion the static and interactive (...) | Resolved 100% |
| Modify the visuals of interactive (...) | Resolved 100% |
| Modify deeply the code organisation (...) | Resolved 100% |
| Improve and resolve problems (...) | Resolved 100% |
| Add buttons to change the (...) | Resolved 100% |
| Adapt the calibration / evaluation (...) | Resolved 100% |
| Start the rework of documentation | Resolved 100% |
| Reorganise and document the display (...) | Resolved 100% |
| Code reorganisation to have scripts (...) | Resolved 100% |
| Lot of new sh and python scripts (...) | Resolved 100% |
| Juice files first calibration | Resolved 100% |
| JUICE quicklook analysis | Resolved 100% |
| Code Analysis / Investigation / (...) | Resolved 100% |
| The problem with JUICE results (...) | |
| Research with laurent about the (...) | Resolved 100% |
| Make all the variables of input (...) | Resolved 100% |

| | |
|--|---------------|
| Make the script able to specify (...) | Resolved 100% |
| register all remaining taks written (...) | Resolved 100% |
| Debug/resolution of some little (...) | Resolved 100% |
| Documentation debugging | Resolved 100% |
| Create script for documentation (...) | Resolved 100% |
| Documentation complete add and (...) | Resolved 100% |
| New tries concerning the differences (...) | Resolved 100% |
| First version of a "time extract" (...) | Resolved 100% |
| Finish complete time extract method | Resolved 100% |
| implement system to check the version (...) | Resolved 100% |
| Create 'file name' used in plot (...) | Resolved 100% |
| Make the 'file name' in the plot (...) | Resolved 100% |
| Create a sh script that use time (...) | Resolved 100% |
| Modify the extract argvs and env (...) | Resolved 100% |
| Modify the extract_cdf methods (...) | Resolved 100% |
| Make all the python and sh scripts (...) | Resolved 100% |
| Create a GUI for selection of a (...) | Resolved 100% |
| Find the problem of difference (...) | Resolved 100% |
| Make the GUI able to select what (...) | Resolved 100% |
| Advances in the comparison between (...) | Resolved 100% |
| Reorganisation of the python scripts (...) | Resolved 100% |
| Make the GUI a general tool, replacing (...) | Resolved 100% |
| Update documentation for time/solo (...) | Resolved 100% |
| Add a check if we don't find cdfs (...) | Resolved 100% |
| Find the cdfs with temperature (...) | Resolved 100% |
| Modify the data extraction method (...) | Resolved 100% |
| Modify the evaluation part (creation (...) | Resolved 100% |
| Improvements and bug resolve for (...) | Resolved 100% |
| Professional training about the (...) | Resolved 100% |
| Change the code from pyenv environnement (...) | Resolved 100% |
| Software exploration for documentation (...) | Resolved 100% |
| Documentation improvements following (...) | Resolved 100% |
| Documentation update, especially (...) | Resolved 100% |
| Bug solving for spectrum computation (...) | Resolved 100% |

| | |
|--|------------------|
| Gathering and analysis of all remaining (...) | Resolved 100% |
| Discovering of the Ruff linter (...) | Resolved 100% |
| Creation of a ruff pre commit hook | Resolved 100% |
| Add documentation handle in pre (...) | Resolved 100% |
| Discover of pytest and add to pre (...) | Resolved 100% |
| Add multiple pytests (init, extract, (...) | Resolved 100% |
| Add a system that allows to handle (...) | Resolved 100% |
| Research for a method to easily (...) | Resolved 100% |
| Creation of a visual documentation (...) | In Progress 100% |
| Make the writing and initialization (...) | Resolved 100% |
| Create pdf user documentation (Three (...) | Resolved 100% |
| Test the different SID, gather (...) | Resolved 100% |
| Update sphinx documentation for (...) | Resolved 100% |
| Modify the code to be coherent (...) | Resolved 100% |
| Bug with MMS files now that the (...) | Resolved 100% |
| Add of some modularisation in parameters | Resolved 100% |
| Creation of a table documenting (...) | Resolved 100% |
| Improve and simplify some parameters (...) | Resolved 100% |
| Clean and simplify the config files | Resolved 100% |
| Change the way the datetimes are (...) | Resolved 100% |
| Find how to force the documentation (...) | Resolved 100% |
| Improve the GUI by adding a embedded (...) | Resolved 100% |
| Develop a little code that for (...) | Resolved 100% |
| Generate a directory with quicklooks (...) | Resolved 100% |
| Resolve the problem concerning (...) | Resolved 100% |
| Resolve the problem concerning (...) | Resolved 100% |
| Research to find a standardisation (...) | Resolved 100% |
| Implement a logging code levels (...) | Resolved 100% |
| Reshape the write log part, with (...) | Resolved 100% |
| Search different support data (temperatures, (...) | Resolved 100% |
| Test the extract of temperatures (...) | Resolved 100% |
| major change : all the extracted (...) | Resolved 100% |
| Complete reshape of the method (...) | Resolved 100% |
| Add the temperature waveform to (...) | Resolved 100% |

| | |
|---|---|
| <p> Create new file prepare_data_for_plot (...) Produce and test the creation of (...) Meeting with Alessandro on the (...) Resolve massive problem of performance (...) Benchmarking of the code execution (...) Annual Report writing LPP_BOARDS test QLop Dump data frequency over time Data Download QLop - SciQLop-1.0 lecture fichiers CDF visualisation de spectrogrammes SciQLOP Représentation des données (...) Modification de la base (...) Représentation des données (...) Affichage de la norme (...) Affichage de l'hodographe (...) Modification de la base (...) Affichage d'un vecteur (...) Sélection du mode d'affichage (...) Représentation des données (...) Modification de la base (...) Représentation des spectrogrammes Modification de la base (...) Révision de la conception (...) Organisation des données dans (...) Respect des unités des (...) Respect des unités des (...) Visualisation d'une graphe (...) Visualisation d'une zone de (...) Accès aux valeurs des données (...) </p> | <p>  Resolved 100%  Resolved 100%  Resolved 100%  Resolved 100%  Resolved 100%  Resolved 100% </p> <p>QLop</p> <p>QLop -SciQLop-1.0 0%</p> <p>New 0%</p> <p>New 0%</p> <p>SciQLOP</p> |
|---|---|

Accès à la valeur d'une (...)
Accès à la valeur d'une (...)
Affichage de la légende (...)
Déplacement de la légende (...)
Gestion des données manquantes

Zoom et pan sur un graphe

Zoom sur l'axe en X d'un (...)
Zoom sur l'axe en Y d'un (...)
Zoom rectangle sur l'axe (...)
Affichage de la plage (...)
Facteur de Zoom

Marqueur et étiquetage des (...)

Affichage d'un marqueur (...)
Affichage d'une (...)
Étiquetage pour données (...)
Étiquetage pour données (...)

Actions connexes sur un graphe

Accès aux données "caveats" (...)
Accès aux données "catalogue" (...)

Récupération des données (serveurs (...))

Configuration du serveur (...)
Affichage des sources (...)
Lecture du squelette (...)
Acquisition de données (...)
Lecture des données

Récupération des données (...)
Acquisition de données (...)

Récupération des données (CDAWeb)

Configuration du serveur (...)
Lecture du squelette
Acquisition de données

Récupération des données (import (...))

Lecture du squelette
Acquisition de données

Récupération des données (bouchon (...))

Lecture du squelette

Acquisition de données

Récupération des données (bouchon (...))

Actions sur l'arborescence (...)

Tri de l'arborescence (...)

Tri de l'arborescence (...)

Tri de l'arborescence (...)

Filtrage de l'arborescence (...)

Filtrage de l'arborescence (...)

Interpréteur Python

Interpréteur Python

Chargement de données (...)

Action sur les variables (...)

Application de traitement (...)

Affichage des variables (...)

Visualisation des variables (...)

Gestion d'un catalogue

Création d'un catalogue

Création d'un sous-catalogue

Ajout d'une étiquette (...)

Sélection des catalogues (...)

Suppression des catalogues (...)

Duplication des catalogues

Tri du catalogue par (...)

Tri du catalogue par (...)

Tri du catalogue par (...)

Filtrage du catalogue (...)

Filtrage du catalogue (...)

Filtrage du catalogue par (...)

Affichage d'une étiquette (...)

Consultation des missions (...)

Consultation des instruments (...)

Consultation de l'historique (...)

Gestion d'une session

Enregistrement de la (...)

Enregistrement de l'état (...)

Enregistrement de la (...)

Chargement de la liste (...)

Chargement de l'état (...)

Chargement de la disposition (...)

Ouverture d'un graphe (...)

Export de données

Export d'un graphe sous (...)

Export de tous les graphes (...)

Export d'un catalogue

Export de données de (...)

Paramétrage temporel

Edition par drag-and-drop (...)

Edition à partir des (...)

Remontée d'informations utilisateur

Consultation de la barre (...)

Gestion des téléchargements (...)

Initialisation du projet

Visualisation d'une graphe (...)

Organisation de l'ordre (...)

Création d'une zone de (...)

Suppression d'un graphe (...)

Visualisation d'une variable (...)

Ajout d'une variable (...)

Ajout d'une variable (...)

Visualisation d'une graphe (...)

Création d'une zone de (...)

Visualisation d'une variable (...)

Ajout d'une variable (...)

Ajout d'une variable (...)

Gestion des variables (inspecteur (...))

Visualisation d'une variable (...)

Création d'une zone de (...)
Ajout d'une variable (...)
Gestion de l'échec d'une acquisition
Mettre en place un timeout (...)
Lancer l'annulation de (...)
Analyse des catalogues
Améliorations sur le widget (...)
Drag And drop de catalogue (...)
Méthodes avancées des catalogues
Diff de catalogue
Implémentation du Drag and (...)
Drop d'évènements dans (...)
Tri des données pour les spectrogrammes
Améliorations sur l'affichage (...)
Corbeille
Ajout d'un Evènement
Suppression d'un Evènement
Suppression de tous les (...)
Restauration d'un Evènement
Afficher le nombre d'Evènement (...)
Actions « Empty Trash (...)
Catalogues statiques
SearchBox modifie le (...)
Affichage des catalogues
Ajout de la roue et de (...)
L'affichage utilise les (...)
Affichage des catalogues (...)
Suppression des catalogues (...)
Le déplacement d'un évènement (...)
Import/Export DB
Ajouter un DB via un (...)
Exporter un DB via menu (...)
Operations sur les catalogues
Création de catalogue (...)

Création de catalogue (...)

Divers

Changement version sciqlop

Ajout/suppression du (...)

SearchBox

Widget malin et ergonomique

Filtre les évènements

Catalogues dynamiques

Ajouter un Catalogue (...)

Suppression d'un Evènement

SearchBox modifie le (...)

Retours sur le drag&drop

Augmentation des marges (...)

Feature "Same As" for data (...)

Horizontal Zoom

Improve filter performance (...)

code must be documented

code comments

No way to add a colorbar into (...)

Readme in QLop source code

QCdf should standardize extracted (...)

Add expand/collapse all on (...)

Add category choice for filter (...)

Data tree filter real time (...)

View catalog timelines

allow possible connection (...)

Gestion de modes d'utilisateur

Mécanisme d'undo/redo

Cross compilation windows (...)

Remaining action

Multiplicité d'affichage (...)

Ouverture d'un onglet (...)

Action d'ajout suppression (...)

Création d'un onglet (...)

Suppression d'un (...)
Ajout des controles de (...)
Généralisation Icov sous (...)
Affichage des métadonnées (...)
Stratégie de redéfinition (...)
Robustesse visualization
Regarder Icov sous windows
Génération de setup Windows (...)
Mock sous linux
Taches provenant du sprint (...)
Sciqlop sur MAC
Mock rampe
Widget de configuration (...)
Widget de connexion a (...)
Configuration du serveur AMDA
Intégrer le nouveau format (...)
Acquisition de données -complement (...)
Vérifier le paramétrage (...)
Affiner les étapes de (...)
Acquisition de données
Identifier un trou de (...)
Indiquer pour une variable (...)
Gestion des variables (inspecteur (...))
Affichage des traitements (...)
Traitement des produits (...)
Gestion du style d'un graphe
Modification de la couleur (...)
Modification de l'épaisseur (...)
Modification du style (...)
Modification de la fréquence (...)
Modification du format (...)
Modification de la couleur (...)
Modification du texte (...)
Modification des styles (...)

In Progress 75%

| | |
|--|---|
| <p> Modification des styles (...) Modification des styles (...) Modification des styles (...) Modification des styles (...) Copie de style de graphe Arranger les labels de (...) Visualisation des données Visualisation de données (...) Uniformité des unités (...) Unicité tensorielle dans (...) Visualisation de valeurs (...) Représentation des données Correction d'anomalies sur (...) Mauvaise synchronisation (...) spectro notebook plot variable defined on range (...) scroll bar appears and disappear variable is never downloaded (...) Tests unitaires et fonctionnelles (...) Tests unitaires et fonctionnelles (...) Test fonctionnelles (...) Test unitaires complémentaires MAJ Test fonctionnelles (...) Drag and Drop wind acquisition does not (...) design backend catalog arbre JSON aide spectro Design et implementation curseurs/zone (...) test import/export VOTable feedback/debug spectro Drop de produits dans la visu Amélioration du drop sur un (...) Affichage d'une variable en (...) </p> | <p> In Progress 80% </p> <p> New 0% Resolved 100% New 0% New 0% In Progress 10% New 0% New 0% New 0% </p> |
|--|---|

| | |
|---|-------------|
| design GUI catalog | New 0% |
| implémentation du backend (...) | New 0% |
| debug/feedback backend (...) | New 0% |
| implémentation du GUI catalog | New 0% |
| debug/feedback curseurs zones (...) | New 0% |
| design + implémentation sélection (...) | New 0% |
| layout dynamique des plots | New 0% |
| Settings plot par défaut + (...) | New 0% |
| Affichage d'un spectrogramme | |
| Zoom sur l'axe Y d'un (...) | |
| terminating with uncaught (...) | New 0% |
| feedback debug GUI catalog | |
| Mauvaise représentation Y (...) | |
| Mise en place de tests aléatoires (...) | |
| Ajouter l'opération d'annulation | |
| Drag And drop Catalogue | |
| Suppression d'évènement | |
| Affichage d'un catalogue (...) | |
| SciQLOP - v1.0 | |
| Various code cleaning | New |
| Remove variable (...) | New 0% |
| Python Variables/product (...) | New |
| Re-enable data cache | New |
| Catalogue import and (...) | New |
| SciQLOP - v2.0 | |
| Display events of selected (...) | New |
| SocExplorer | SocExplorer |
| Fill the feature page | |
| DSU plugin improvement | |
| Ajouter une fonction retournant (...) | |